


# Corporate Authorship

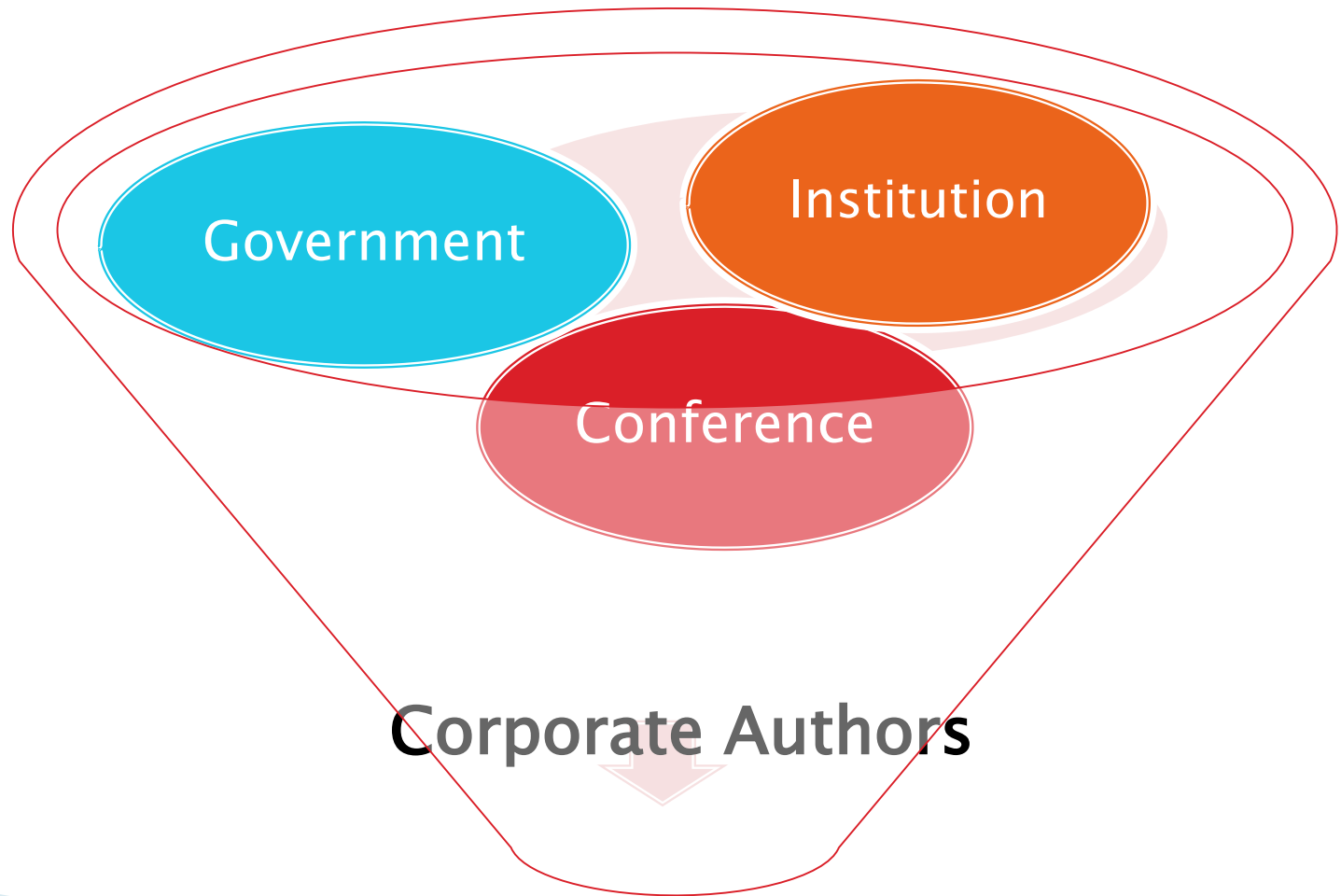
(According to Classified Catalogue Code)

**Dr. Madhu Patel**  
Assistant Professor,  
Department of Library and Information Science,  
**Mahatma Gandhi Central University, Motihari, Bihar**  
Email: [madhupatel@mgcub.ac.in](mailto:madhupatel@mgcub.ac.in)

## Some Rules

- ▶ Size of Catalogue card should be 5" x 3" or 12.5 cm x 7.5 cm.
  - ▶ The Main Entry in the Classified Catalogue Card has Six sections which are: 1. Leading Section, 2. Heading Section, 3. Title Section, 4. Note Section, 5. Accession Number Section and 6. Tracing Section.
  - ▶ Call Number is always written by pencil.
  - ▶ Except for the Class Index Entry, Full Call Number is written in the Book Index Entry (Author), Book Index Entry (Title), Book Index Entry (Subject), Book Index Entry (Series), etc.
  - ▶ Full Stop (.) should not be applied after the Accession Number.
  - ▶ Tracing Section is given on the back of the Main Entry Card.
  - ▶ Tracing section is divided into two equal parts (vertically) by an imaginary line. They are called Left Part and Right Part. Right Part is again divided into three equal part (horizontally) by imaginary lines, they are called Upper Part, Middle Part and Lower Part.
- 

According to Dr. S.R.Ranganathan there are three types of Corporate Authors



# TITLE

## THE CONSTITUTION OF GREAT BRITAIN

Her Majesty  
Office

London  
1959

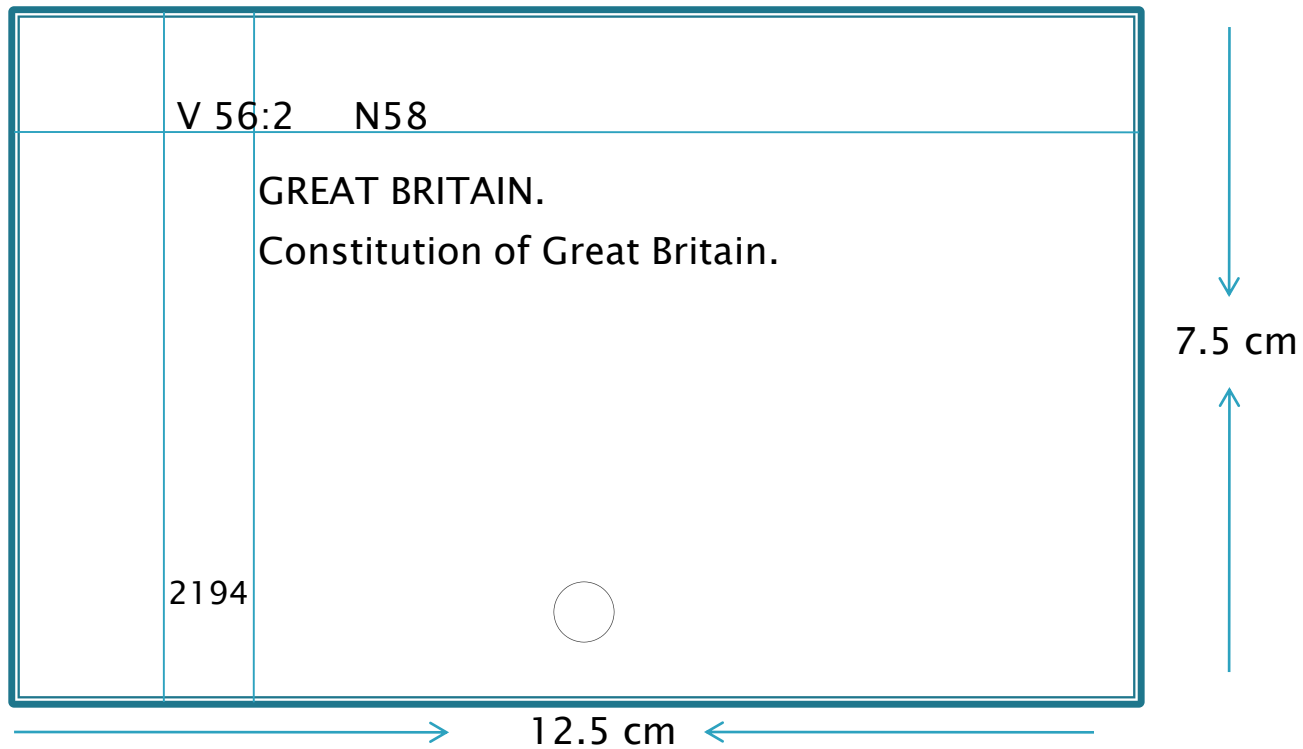
### Other Information

Call No.: V 56 : 2 N58

Pages : 273

Accession No. : 2194

# Main Entry



# Tracing



Constitution, United Kingdom, History.  
United Kingdom, History.  
History.

Great Britain.

## Class Index Entry (1)

		CONSTITUTION, UNITED KINGDOM, HISTORY.
		For documents in this class and its subdivisions see the Classified Part of the catalogue under the Class Number V 56 : 2
		○

7.5 cm

12.5 cm

## Class Index Entry (2)

		UNITED KINGDOM, HISTORY.
		For documents in this class and its subdivisions see the Classified Part of the catalogue under the Class Number V 56
		○

12.5 cm

7.5 cm



### Class Index Entry (3)

	HISTORY.	
	For documents in this class and its subdivisions see the Classified Part of the catalogue under the Class Number	v

12.5 cm

7.5 cm

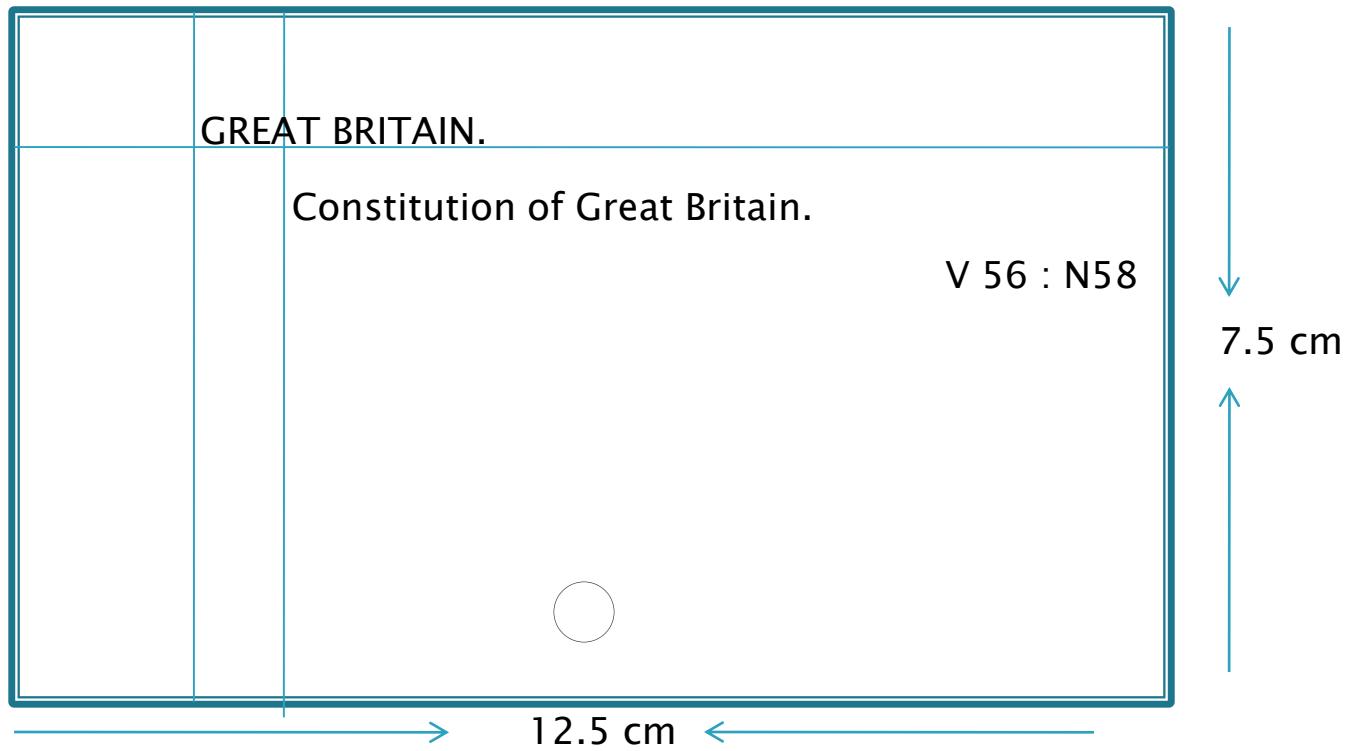
Detailed description: The image shows a diagram of a Class Index Entry (3) within a table. The table has three columns and three rows. The middle row contains the following text: 'HISTORY.' in the first column, 'For documents in this class and its subdivisions see the Classified Part of the catalogue under the Class Number' in the second column, and 'v' in the third column. A small circle is located in the bottom right cell of the table. Dimension lines indicate the width of the table is 12.5 cm and the height of the middle row is 7.5 cm.

## Book Index Entry (Author)

	GREAT BRITAIN.	
	Constitution of Great Britain.	V 56 : N58

7.5 cm

12.5 cm



## Cross Reference Index Entry

		UNITED KINGDOM.
		<u>See</u> GREAT BRITAIN.

12.5 cm

7.5 cm

## References and Further Readings:

- ▶ Ranganathan, S. R. (1964). Classified Catalogue Code, Ed. 5, Bombay, Asia Publishing House.
- ▶ Ranganathan, S.R. (1992). Classified Catalogue Code with Additional Rules for Dictionary–Catalogue. 5th ed. Reprint. Bangalore, Sarada Ranganathan Endowment for Library Science.
- ▶ Anglo American Cataloguing Rules. (1988). 2nd rev. ed. New Delhi: Oxford & IBH Publication.
- ▶ Ranganathan, S.R. (1994). Classified catalogue Code. Ed 5. Bangalore, Sarada Ranganathan Endowment for Library Science.
- ▶ Kumar, Krishna. (1996). An introduction to cataloguing practice. New Delhi, Vikas Publication.
- ▶ Gautam,J.N and Singh, Nirranjan. (2017). Advance Cataloguing Practice: CCC & AACR–2. Agra, Y.K. Publishers.