



U3 Arrays
(1D and 2D)

Mr. J. Mishra
MGCUB, INDIA

Objectives

Introduction

Declaration and
Initialization

Manipulation

Operations on
Arrays

Array Example

Exercise

References

Arrays-I

Arrays (1D and 2D)

Course: BTech in CSE

Course Name: Programming for Problem Solving

Course Code:

Semester: II

Session: 2019-20



Mr. Joynath Mishra

Assistant Professor (Guest)

Department of Computer Science and Information Technology

Mahatma Gandhi Central University
Bihar, INDIA

May 31, 2020



Outline

U3 Arrays (1D and 2D)

Mr. J. Mishra
MGCUB, INDIA

Objectives

Introduction

Declaration and
Initialization

Manipulation

Operations on
Arrays

Array Example

Exercise

References

- 1 Objectives
- 2 Introduction
- 3 Declaration and Initialization
- 4 Manipulation
- 5 Operations on Arrays
- 6 Array Example
- 7 Exercise
- 8 References



Objectives

U3 Arrays
(1D and 2D)

Mr. J. Mishra
MGCUB, INDIA

Objectives

Introduction

Declaration and
Initialization

Manipulation

Operations on
Arrays

Array Example

Exercise

References

Objectives

- Concept of array
- Study on declaration and initialization of array
- Operations on array
- Study on 1D and 2D array



Introduction[1],[2],[3]

U3 Arrays
(1D and 2D)

Mr. J. Mishra
MGCUB, INDIA

Objectives

Introduction

Declaration and
Initialization

Manipulation

Operations on
Arrays

Array Example

Exercise

References

Introduction

- Collection of similar type of primitive data type
- Addressed by a common variable name
- Homogeneous continuous memory location
- Array data types: char, int, float, double
- Randomly accessed elements by indices (subscript value starts from 0)

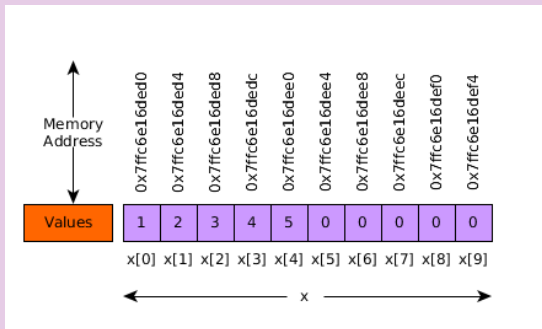


Figure 1



Declaration and Initialization

One Dimensional Array

U3 Arrays
(1D and 2D)

Mr. J. Mishra
MGCI, INDIA

Objectives

Introduction

Declaration and
Initialization

Manipulation

Operations on
Arrays

Array Example

Exercise

References

Declaration and Initialization

```
1 //Array declaration
2 char ch[10];
3 int x[10];
4 float f[10];
5 //Initialization
6 x[10] = {1,2,3,4,5};
7 ch[10] = {'M', 'G', 'C', 'U'};
8 f[10] = {3.2, 5.3, 1.2};
9
10 //Declaration and Initialization
11 int x[10] = {1,2,3,4,5};
12 char ch[10] = {'M', 'G', 'C', 'U'};
13 float f[10] = {3.2, 5.3, 1.2};
14
15 //Dynamic Initialization (without size)
16 int x[] = {1,2,3,4,5};
17 char ch[] = {'M', 'G', 'C', 'U'};
18 float f[] = {3.2, 5.3, 1.2};
```

Graphical Representation

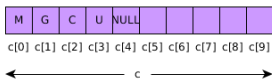


Figure 2

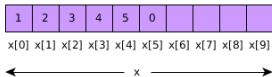
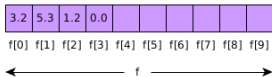


Figure 3





Declaration and Initialization (Contd...)

Two Dimensional Array

Two Dimensional Array

- Two dimensional array is stored in row-column format
- First indices indicate row and second indices indicate column
- Similarly, multi-dimensional arrays are possible

Declaration and Initialization

```
1 //Declaration and Initialization
2 int x[2][3] = {{1, 3, 0}, {-1, 5, 9}};
3 int x[][3] = {{1, 3, 0}, {-1, 5, 9}};
4 int x[2][3] = {1, 3, 0, -1, 5, 9};
5
6
7 //Initialization with missing values
8 int y[5][3] = {1, 2, 3, 4, 5, 6, 7};
```

1	3	0
-1	5	9

←x[2][3]→

Figure 5

Graphical Representation

y[0][0]	y[0][1]	y[0][2]
y[1][0]	y[1][1]	y[1][2]
y[2][0]	y[2][1]	y[2][2]
y[3][0]	y[3][1]	y[3][2]
y[4][0]	y[4][1]	y[4][2]

←y[5][3]→

Figure 6

1	2	3
4	5	6
7	0	0
0	0	0
0	0	0

←y[5][3]→

Figure 7

U3 Arrays
(1D and 2D)

Mr. J. Mishra
MGCUB, INDIA

Objectives

Introduction

Declaration and
Initialization

Manipulation

Operations on
Arrays

Array Example

Exercise

References



Manipulation

One and Two Dimensional Array

U3 Arrays
(1D and 2D)

Mr. J. Mishra
MGCUB, INDIA

Objectives

Introduction

Declaration and
Initialization

Manipulation

Operations on
Arrays

Array Example

Exercise

References

Array Element Manipulation

```
1 #include <stdio.h>
2 int main()
3 {
4     int x[10] = {1, 2, 3, 4, 5};
5
6     printf("Entered array is:");
7     for(int i=0; x[i]!=0; i++)
8         printf("\t%d", x[i]);
9
10
11     //Print stored value at x[2]
12     printf("\nThird value of x :\t%d", x[2]);
13
14
15     //Sum of two elements
16     int sum = x[1] + x[3];
17     printf("\nSum of two elements:\t%d", sum);
18
19
20     //Storing value in array
21     x[3] = 24;
22     printf("\nNew value of x[3]:\t%d", x[3]);
23
24     printf("\n");
25     printf("\nAddress of array: \t%p", &x);
26     printf("\nStarting address of array: \t%p", &x[0]);
27     printf("\nLast address of array: \t%p", &x[9]);
28
29     return 0;
30 }
```

Output

Entered array is: 1 2 3 4 5
Third value of x : 3
Sum of two elements: 6
New value of x[3]: 24

Address of array: 0x7ffc6e16ded0
Starting address of array: 0x7ffc6e16ded0
Last address of array: 0x7ffc6e16def4



Operations on Arrays

U3 Arrays
(1D and 2D)

Mr. J. Mishra
MGCU, INDIA

Objectives

Introduction

Declaration and
Initialization

Manipulation

Operations on
Arrays

Array Example

Exercise

References

Traversal

- Processing each element in the array or list

Search

- Find a location and value with given key in array
- Algorithms: linear search, binary search

Insertion

- Adding a new value to array at start, middle, end location

Deletion

- Removing a value from array at start, middle, end location

Sorting

- Arranging elements in ascending or descending order
- Algorithms: Insertion, Bubble, Quick sort

Merging

- Combining two list or arrays



Array Example

Example 1

U3 Arrays
(1D and 2D)

Mr. J. Mishra
MGCU, INDIA

Objectives

Introduction

Declaration and
Initialization

Manipulation

Operations on
Arrays

Array Example

Exercise

References

Average Temperature (1D Array)

```
1  /*Average temperature of a week*/
2  #include<stdio.h>
3  int main()
4  {
5      int i;
6      float average, temp[7], total;
7      printf("Please enter seven days temperature:\t");
8
9      for(i=0;i<7;i++)
10         scanf("%f", &temp[i]);
11
12     for(i=0;i<7;i++)
13         total = total + temp[i];
14
15     average = total/7;
16
17     printf("Seven days average temperature: %f", average);
18     return 0;
19 }
```

Output

```
Please enter seven days temperature: 12 12 13 22 12 13 14
Seven days average temperature: 14.000000
```



Array Example

Example 2

U3 Arrays
(1D and 2D)

Mr. J. Mishra
MGCU, INDIA

Objectives

Introduction

Declaration and
Initialization

Manipulation

Operations on
Arrays

Array Example

Exercise

References

Searching largest and smallest value (1D Array)

```
1 /*Find largest and smallest value*/
2 #include<stdio.h>
3 #define MAX 20
4 int main()
5 {
6     int a[MAX],i,n,large,small;
7     printf("How many elements:");
8     scanf("%d",&n);
9     printf("Enter the Array:");
10
11     for(i=0;i<n;++i)
12         scanf("%d",&a[i]);
13
14     large=small=a[0];
15     for(i=1;i<n;++i)
16     {
17         if(a[i]>large)
18             large=a[i];
19         if(a[i]<small)
20             small=a[i];
21     }
22
23     printf("The largest element is %d",large);
24     printf("\nThe smallest element is %d",small);
25
26     return 0;
27 }
```

Output

```
How many elements:5
Enter the Array:3 7 1 9 3
The largest element is 9
The smallest element is 1
```



Array Example

Example 3

Matrix Addition (2D Array)

```
1 #include <stdio.h> /* Matrix Addition*/
2 int main()
3 {
4     int r, c, a[50][50], b[50][50], sum[50][50], i, j;
5     printf("Enter number of rows and column: \t");
6     scanf("%d%d", &r, &c);
7     printf("Enter elements of 1st matrix:\n");
8     for (i = 0; i < r; ++i)
9         for (j = 0; j < c; ++j)
10            scanf("%d", &a[i][j]);
11
12     printf("Enter elements of 2nd matrix:\n");
13     for (i = 0; i < r; ++i)
14         for (j = 0; j < c; ++j)
15            scanf("%d", &b[i][j]);
16
17     for (i = 0; i < r; ++i) // adding two matrices
18         for (j = 0; j < c; ++j)
19            sum[i][j] = a[i][j] + b[i][j];
20
21     printf("\nSum of two matrices: \n");
22     for (i = 0; i < r; ++i) // printing the result
23     {
24         for (j = 0; j < c; ++j)
25             printf("%d ", sum[i][j]);
26         printf("\n\n");
27     }
28     return 0;
29 }
```

Output

```
Enter number of rows and column: 3 3
Enter elements of 1st matrix:
1 2 3
4 5 6
7 8 9
Enter elements of 2nd matrix:
9 8 7
6 5 4
3 2 1

Sum of two matrices:
10 10 10

10 10 10

10 10 10
```

U3 Arrays
(1D and 2D)

Mr. J. Mishra
MGCI, INDIA

Objectives

Introduction

Declaration and
Initialization

Manipulation

Operations on
Arrays

Array Example

Exercise

References



Array Example

Example 4

U3 Arrays
(1D and 2D)

Mr. J. Mishra
MGCU, INDIA

Objectives

Introduction

Declaration and
Initialization

Manipulation

Operations on
Arrays

Array Example

Exercise

References

Transpose Matrix (2D Array)

```
1 #include <stdio.h> /* Transpose Matrix*/
2 int main()
3 {
4     int r, c, a[50][50], i, j;
5     printf("Enter number of rows and column: \t");
6     scanf("%d%d", &r, &c);
7     printf("Enter elements of 1st matrix:\n");
8     for (i = 0; i < r; ++i)
9         for (j = 0; j < c; ++j)
10            scanf("%d", &a[i][j]);
11
12     printf("\nTranspose matrix: \n");
13     for (i = 0; i < c; ++i)
14     {
15         for (j = 0; j < r; ++j)
16             printf("%d  ", a[j][i]);
17         printf("\n");
18     }
19     return 0;
20 }
```

Output

```
Enter number of rows and column: 2 4
Enter elements of 1st matrix:
1 2 3 4
5 6 7 8
```

```
Transpose matrix:
1 5
2 6
3 7
4 8
```



Exercise

U3 Arrays
(1D and 2D)

Mr. J. Mishra
MGCUB, INDIA

Objectives

Introduction

Declaration and
Initialization

Manipulation

Operations on
Arrays

Array Example

Exercise

References

Exercise

- Write a program to find the second largest value from an array.
- Write a program to find the subtraction of two matrix.
- Write a program to find the sum of two three dimensional vectors(i,j,k).
- Write a program to do a scalar multiplication to a matrix.
- Write a program to print an array in reverse order.
- Write a program to count the prime number in an array.



References I

U3 Arrays (1D and 2D)

Mr. J. Mishra
MGCUB, INDIA

Objectives

Introduction

Declaration and
Initialization

Manipulation

Operations on
Arrays

Array Example

Exercise

References



S. Jain, *Programming and Problem Solving through C Language Design*. BPB Publications, 2003.



K. Yashwant, "Let us c," *Array and pointers, 7th edition, BPB publication, 1999*.



—, *Test Your C Skills*. BPB publication, 2005.



U3 Arrays (1D and 2D)

Mr. J. Mishra
MGCUB, INDIA

Objectives

Introduction

Declaration and
Initialization

Manipulation

Operations on
Arrays

Array Example

Exercise

References

Get in touch via...



+91 9046174189



jaynath4025@gmail.com

Thank You...